

Uniclass	L411+L413+L2228:P5
CI/SIB	(31.4)+(31.5) Xi

7/17

HOWARTH TIMBER WINDOWS & DOORS

MADE IN THE UK FOR SUPERIOR QUALITY, PERFORMANCE AND FLEXIBILITY

The sustainable timber option for architects, housing developers, contractors, specifiers, merchants and homeowners.



Welcome to our easy to use guide to choosing appropriate, high quality timber windows and doors for your project. Whether you are looking for a traditional style, or something a little more contemporary, our guide, supported by our sales office, will help you.

Howarth Timber Windows & Doors are manufactured to the procedures required by the Wood Window Alliance to achieve an estimated service life of around 60 years. Natural, sustainable, good looking, and with a long service life, our products are the preferred choice of the professional and homeowner.

MODERN ENGINEERED TIMBER WINDOWS AND DOORS

SUPPLIED FULLY FINISHED IN A CHOICE OF PAINT OR STAIN FINISHES WITH COMPREHENSIVE GUARANTEES

(Lower left) STORVIK^{SKT} Triple Glazed finished in Pale Green.

(Lower centre) Stormproof Side Hung Casement finished in Pure White.

(Lower right) Traditional Sliding Sash Classic Tilt Opening timber window finished in Buttermilk.

(House photograph below and front cover) Photograph courtesy of Design and Materials Ltd. Self-build project at Thankerton, South Lanarkshire. Installed STORVIK windows and Door Sets.



The choice of windows and doors is critical to any project, but selecting the right product, appropriate colour and correct specification to meet your needs, alongside satisfying the legislative requirements of planning and building control, can be challenging.

To help you choose the most appropriate product for your project, we have developed a comprehensive range. Your choices can range from the ultra-modern STORVIK, to the versatile Stormproof, or the traditional Sliding Sash windows ranges to our High Performance and Sliding Folding Door Sets.

We have dedicated area sales managers local to your area, supported by project estimators and an after sales team who together can guide you through the process. Whether you are a homeowner, architect, specifier or builder we offer advice from concept stage right through to the completion of your building project.

ALL HOWARTH WINDOWS AND DOORS



All our products are developed, researched, designed and manufactured in the United Kingdom by Howarth Timber Windows & Doors.



**PROVIDING HIGH QUALITY
TIMBER WINDOWS AND
DOORS FROM PLANNING
TO DELIVERY**

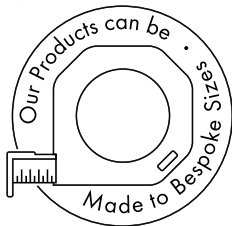
We have designed this brochure to help give you an overview of our products and services. Once you have decided on which products interest you, please contact us. We will be happy to answer your questions or provide any additional information or assistance. See contact details below left.



- For all enquiries please contact the Howarth Windows & Doors Sales Office on: **0330 119 2332**
- Alternatively you can email us on: **windows@howarth-timber.co.uk**
- or visit our website, details shown below:



(Above) Choose from our range of Door Sets and Sliding Folding Doors, see page 24 for further details.



CONTENTS

Description	Page	Description	Page	Description	Page
TIMBER WINDOW RANGE		SLIDING SASH RANGE	14	CUSTOMISATION OPTIONS	26
STORVIK FLUSH CASEMENT DOUBLE GLAZED RANGE	4	SLIDING SASH RANGE OPTIONS	16	STAIN & PAINT	26
STORVIK FLUSH CASEMENT DOUBLE GLAZED RANGE	6	WINDOWS & DOORS FEATURE CENTRE SPREAD	18	IRONMONGERY	27
STORMPROOF SIDE HUNG CASEMENT RANGE	8	FEATURE WINDOW RANGE	20	LEADING & PLANT-ON BAR	29
STORMPROOF TOP HUNG CASEMENT RANGE	10	TIMBER DOOR RANGE		GLAZING	30
STORMPROOF SIDE & TOP HUNG CASEMENT RANGE OPTIONS	12	HIGH PERFORMANCE DOOR SETS	22	THE EASY COMPARISON GUIDE TO HOWARTH TIMBER WINDOWS	32
		MAXIVIEW SLIDING FOLDING DOORS	24	CAVITY CLOSERS	34
				ORDERING GUIDE	35

**THE STORVIK^{SKD}
FLUSH CASEMENT
DOUBLE GLAZED
RANGE**

OUR MOST POPULAR,
CONTEMPORARY RANGE
DESIGNED FOR THE UK,
CHOSEN BY ARCHITECTS,
BUILDERS AND
HOMEOWNERS





(Left) The STORVIK^{SKD} Flush Casement Double Glazed window range features high security 'Secured by Design' locking mechanism fitted as standard.

(Lower left) Photograph courtesy of Redrow Homes (SW) Ltd, development at Cerney on the Water, South Cerney, Glouc. Installed STORVIK windows.

(Below Photograph courtesy of Taylor Wimpey (Exeter) Ltd, development at Yealmpton, Devon. Installed STORVIK windows.



ALL HOWARTH WINDOWS AND DOORS



Main frame and sash components are manufactured from clear-faced laminated Redwood Nordic Pine for enhanced strength and stability. They come with a comprehensive guarantee of 30 years against Rot and Fungal Attack.



ROT AND FUNGAL ATTACK



STORVIK^{SKD} Flush Casement Double Glazed window design has a slim profile and is stylish, energy efficient and up-to-date. It's a popular choice for sensitive conservation areas and city environments, and is a perfect choice for a warm and comfortable home.

THE STORVIK^{SKT}
 FLUSH CASEMENT
 TRIPLE GLAZED
 RANGE
 WITH ENHANCED
 ACOUSTIC PROPERTIES



The STORVIK^{SKT} Flush Casement Triple Glazed and STORVIK^{SKD} Double Glazed timber windows were developed, researched, designed and manufactured in the United Kingdom by Howarth Timber Windows & Doors.



The **STORVIK^{SKT}** Flush Casement Triple Glazed includes all the benefits of the **STORVIK^{SKD}** Double Glazed **PLUS** greatly improved thermal performance and enhanced acoustic properties, perfect for reducing outside noise to give a quieter life and a good night's sleep.

For further details on all our products
www.howarth-windows.co.uk
Please download our catalogue at:





**THE STORMPROOF
SIDE HUNG
CASEMENT RANGE**

DEVELOPED
AND BUILT IN THE
UNITED KINGDOM
TO WITHSTAND THE
BRITISH CLIMATE





(left) The Stormproof window range features a built-in vent, shown in an open position.

(Lower left) Photograph courtesy of Ravensbourne Property, development at Opington Kent. Installed Stormproof windows.

(Right) Photograph courtesy of Gilbert and Hall, development at Bramcote, Notts. Installed matching Door Sets, see page 22 for further details.



SECURED BY DESIGN



The Howarth Stormproof timber window range can be manufactured to meet the demanding standards of the UK Police initiative 'Secured by Design' (Approved Document Q compliant), dependent on size and configuration of the window frame. For further details on which frames comply with S.B.D. please contact our Sales Office.




(Above left) Stormproof windows can be fitted with an Espagnolette locking mechanism as shown.

(Above) Photograph courtesy of Howarth Timber (Grimsby), development at Utterby, Lincs. Installed Stormproof Colonial windows.



THE STORMPROOF TOP HUNG CASEMENT RANGE

FOR THOSE WHO PREFER
TRADITIONAL STYLE AND
ELEGANT DESIGN



The Stormproof Top Hung range features optional modern high security 'Secured by Design' locking mechanism.

(Centre right) For Leading and Bar options, contact our Sales Office for further details.

(Left and above) Stormproof Regency All Bar windows installed by Linden Homes at the Saint Nicholasgate development, Beverley, East Yorkshire.

**ALL HOWARTH
WINDOWS AND DOORS
ARE AVAILABLE IN A
CHOICE OF STAIN AND
PAINT OPTIONS**

With built-in high performance, endurance and quality, available in most standard RAL colours, see page 26 for further details.





The Stormproof Regency
Top Hung range offers
the stylish looks of a
Sliding Sash at an
affordable price

For further details on all our products
www.howarth-windows.co.uk
please download our catalogue at:



This versatile
and stylish range
is suitable for almost
any project.
It is thermally efficient
with modern catches
for extra security.



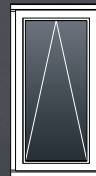
THE STORMPROOF CASEMENT RANGE

AVAILABLE IN A CHOICE OF CONFIGURATIONS, SIDE OR TOP HUNG, OR A COMBINATION OF BOTH

For further details on all our products
www.howarth-windows.co.uk
 please download our catalogue at:

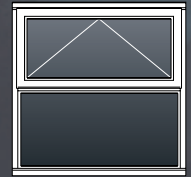
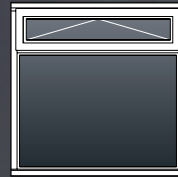


SIDE HUNG

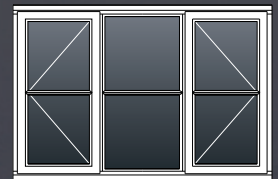
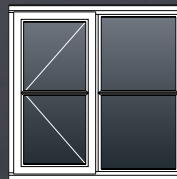


TOP HUNG

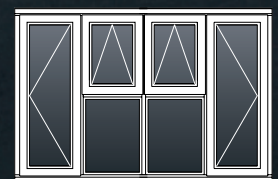
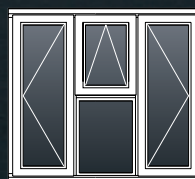
Choose either side hung or top hung windows, all available in an extensive range of designs.



Choose from an range of windows with top hung vents available in two depths. See our main catalogue for the full range.

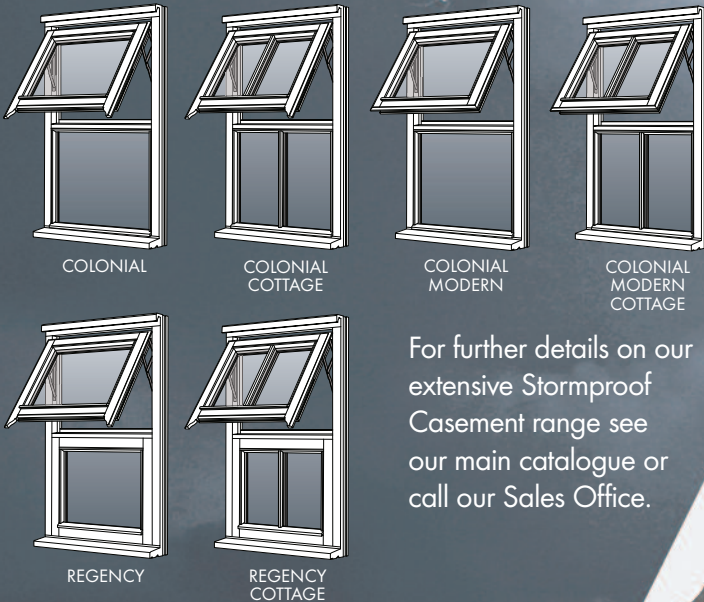


For our full range of configurations, see our main catalogue.



Choose from an extensive range of window combinations with side hung and top hung vents. See our main catalogue for the full range.

WITH A HUGE RANGE TO CHOOSE FROM, IT'S EASY TO FIND THE IDEAL WINDOW FOR YOUR HOME



For further details on our extensive Stormproof Casement range see our main catalogue or call our Sales Office.



YOUR CHOICE OF STAIN OR PAINT FINISH

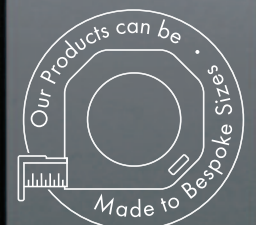
Standard Stain Finishes

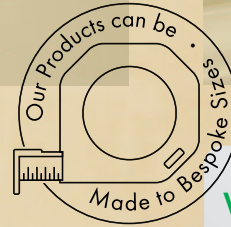


AVAILABLE IN MOST STANDARD RAL COLOURS, REFER TO PAGE 26 FOR FURTHER DETAILS.



Standard Paint Finishes





THE SLIDING SASH WINDOW RANGE

TRADITIONAL DESIGN WITH MODERN SECURITY AND EASY OPENING AND CLOSURE

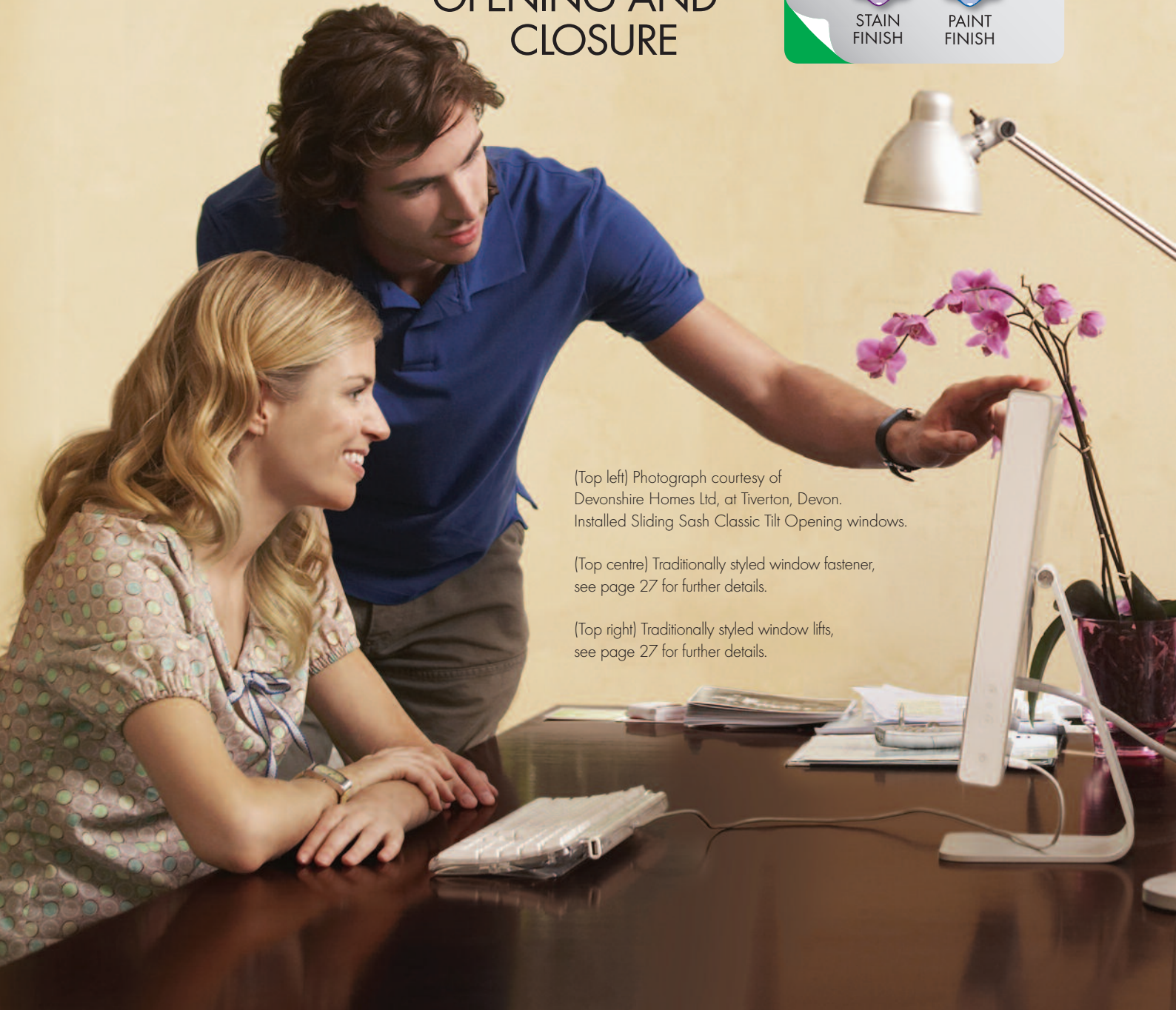
ALL HOWARTH WINDOWS AND DOORS COME WITH COMPREHENSIVE GUARANTEES ON PAINT AND STAIN FINISH



STAIN FINISH



PAINT FINISH



(Top left) Photograph courtesy of Devonshire Homes Ltd, at Tiverton, Devon. Installed Sliding Sash Classic Tilt Opening windows.

(Top centre) Traditionally styled window fastener, see page 27 for further details.

(Top right) Traditionally styled window lifts, see page 27 for further details.





THE SLIDING SASH WINDOW RANGE. WITH 3 CONFIGURATIONS TO CHOOSE FROM IT'S EASY TO SELECT THE IDEAL WINDOWS FOR YOUR PROJECT

1 THE SLIDING SASH CLASSIC TILT OPENING RANGE



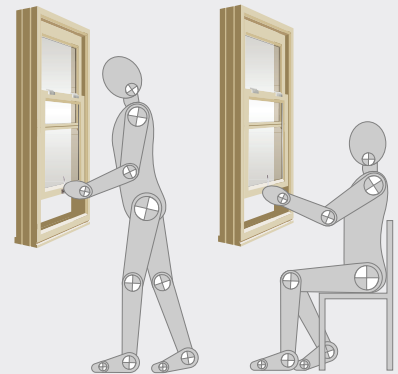
Our original and popular Sliding Sash Classic Tilt Opening window features built-in practicality allowing easy cleaning from the interior of your home.

2 THE SLIDING SASH TOWN & COUNTRY RANGE



The aesthetics of a traditional cord connection combined with the advantages of a spring balance, make it an ideal choice for conservation areas, market towns and traditional new homes.

3 THE SLIDING SASH EASY OPEN & CLOSE LIFETIME RANGE



The range offers all the functionality of the Classic Tilt Opening and conforms to the Lifetime Homes initiative scheme. Its ease of opening and closing is designed to meet the existing and changing personal needs of residents.



**CHOOSE HOWARTH TIMBER WINDOWS
AND DOORS FOR YOUR HOME
FROM THE ORDINARY TO THE EXTRAORDINARY**

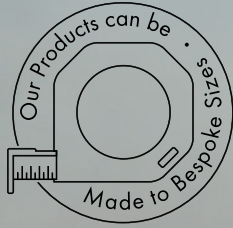


Photograph courtesy of Gilbert and Hall,
development at Bramcote, Notts.
Installed Flush Casement windows.

Timber windows fitted throughout were
Flush Casement with optional plant-on bars.

MAXIVIEW Sliding Folding Timber Doors
fitted to the side and rear of the property,
for further details see page 22.





**A RANGE OF TIMBER
FEATURE WINDOWS
ADDING AN
INDIVIDUAL TOUCH
TO NEW BUILD AND
OLDER PROPERTIES**

For further details on all our products
www.howarth-windows.co.uk
please download our catalogue at:





(Left) Photograph courtesy of Design and Materials. Self-build project incorporating Triangular windows.

(Lower left and main photograph below) Photograph courtesy of Design and Materials. Self-build project located at Thankerton, South Lanarkshire. Installed panoramic Triangular window to create a relaxing ambiance.



**ALL HOWARTH
WINDOWS AND DOORS
COME WITH
COMPREHENSIVE
GUARANTEES ON PAINT
AND STAIN FINISH**

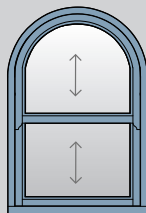


STAIN
FINISH



PAINT
FINISH


A range of Arched Sliding Sash, Bullseye, Arched, Gothic and Church style windows are available, together with a wide variety of Triangular windows which can be manufactured to your exact specifications.



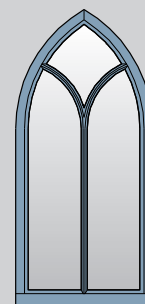
SLIDING SASH
ARCHED



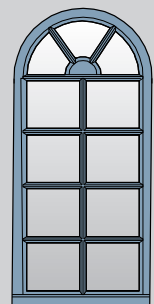
ARCHED



BULLSEYE



GOthic



CHURCH



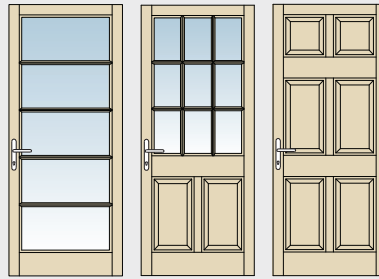
Timber Doors,
French Doors and
Sidelights available
in a range of
designs and
configurations,
all with our
comprehensive
guarantees

For further details on all our products
www.howarth-windows.co.uk
Please download our catalogue at:



TIMBER DOORS

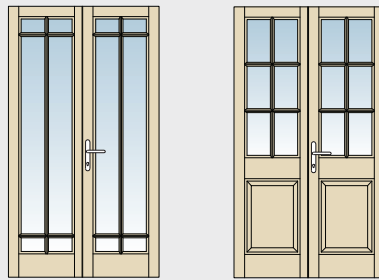
Choose from a range of full height glazed, part glazed to full height timber doors. See our main catalogue for the full range.



WETHERBY RIPON COLONIAL

TIMBER FRENCH DOORS

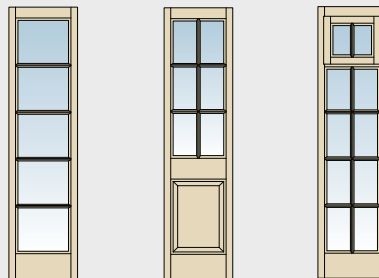
Choose from a range of full height glazed or part glazed timber French doors. See our main catalogue for the full range.



BEVERLY THIRSK

TIMBER SIDELIGHTS

Choose from a range of full height glazed, part glazed or with top hung vents. See our main catalogue for the full range.



WETHERBY THIRSK PATTERN GTP



(Above) All Door Sets feature modern high security 'Secured by Design' locking mechanism fitted as standard.



(Above) Photograph courtesy of Strongvox Ltd, Staplegrove Road, Taunton, Somerset.



(Above) Photograph courtesy of Strongvox Ltd, Staplegrove Road, Taunton, Somerset.



(Above) Photograph courtesy of the Taylor family, Hessle, East Yorks, self-build project.

OUR HIGH PERFORMANCE TIMBER DOOR SETS ADD CHARACTER TO YOUR HOME



ALL HOWARTH TIMBER DOORS SETS



HAVE HIGH SECURITY FITTED AS STANDARD

Howarth locking mechanisms are manufactured to meet the high security standards of the UK Police initiative 'Secured by Design' (Approved Document Q compliant).



Make the most of the great British summer. Whether you enjoy relaxed family barbecues or give children extra space to play, the Howarth **MAXIVIEW** Sliding Folding Doors range offers the ideal solution for your home.



**ALL HOWARTH
WINDOWS AND DOORS
COME WITH A 10-YEAR
GUARANTEE ON ALL
SEALED GLAZING UNITS**

For further details or of alternative configurations please contact the Sales Office on 0330 119 2332



SEALED
UNITS



MAXVIEW FULLY FINISHED SLIDING FOLDING DOORS

LET IN THE FRESH AIR AND LIGHT
WHEN THE SUN SHINES, AND
KEEP YOUR HOME WARM WHEN
IT'S COLD OUTSIDE.



(Photographs from above clockwise)

MAXVIEW Sliding Folding 3-Door configuration, photograph courtesy of Linden Homes, Saint Nicholasgate, Beverley, East Yorkshire.

Photograph shows **MAXVIEW** Sliding Folding 5-Door configuration.

Photograph shows **MAXVIEW** Sliding Folding 4-Door configuration.

(Left) **MAXVIEW** Sliding Folding Doors have high security 'Secured by Design' locking mechanism fitted as standard.



MATCH YOUR NEW TIMBER WINDOWS AND DOORS TO YOUR COLOUR SCHEME WITH OUR PAINT AND STAIN FINISH OPTIONS

**ALL HOWARTH
WINDOWS AND DOORS
ARE AVAILABLE IN A
CHOICE OF STAIN AND
PAINT OPTIONS**

With built-in high performance, endurance and quality, available in your choice of RAL colour or stain finish.



All our timber windows and doors are supplied fully finished in our standard range of four stain colours and ten opaque paint colours.

Other RAL colours (excepting Signal White and no colours darker than Slate Grey RAL 7015) can be matched and are available at extra cost. For further details please call the Sales Office on 0330 119 2332.

STANDARD STAIN FINISHES



Now your new timber windows and doors can match the colour scheme of your rooms for a totally integrated look.

Our standard range of paint and stain options can be supplied fully finished with all ironmongery, and with our comprehensive guarantees.

STANDARD PAINT FINISHES



**ALL HOWARTH
WINDOWS AND DOORS
COME WITH
COMPREHENSIVE
GUARANTEES ON PAINT
AND STAIN FINISH**



STAIN
FINISH



PAINT
FINISH

NOTE: All guarantees referred to in this brochure are subject to limitations and depend upon strict compliance with manufacturers' usage and maintenance instructions. These instructions are available on request.

NOTE: All Howarth paint and stain finishes are silk, not high gloss. Colours shown are for guidance only and due to printing processes may not be accurate.

STORVIK AND STORMPROOF WINDOW FURNITURE RANGE

STANDARD WINDOW FURNITURE RANGE

(Shown right) The Howarth **contemporary range** of window handles are available in a choice of White or Black as standard or in a choice of three alternative finishes, Polished Chrome, Gold and Satin Chrome effect available at extra cost (shown centre right).

For further details of all our window furniture options please call our Sales Office on 0330 119 2332.




(Shown below right) The **traditional window handle range** is available in two styles, the **Bulb Handle** is available in a range of colour options, please call our Sales Office for further details. The **Monkey Tail Handle** is available in Black.

SLIDING SASH WINDOW FURNITURE RANGE

STANDARD WINDOW FASTENER

(Shown below) A traditionally styled **Brass** or **Chrome** effect design and in a contemporary **White** finish design.



We offer a choice of Sliding Sash ironmongery options including 'Secured by Design' window latches for extra security. White and Brass effect fittings are standard, with Chrome effect fittings available at extra cost, all with our 5-year ironmongery guarantee.

WINDOW LIFTS

(Shown below) A traditionally styled **Brass** effect or **Chrome** effect design and in a contemporary styled **White** finish design.



'SECURED BY DESIGN' WINDOW FASTENER

(Shown above) For peace of mind and security, select 'Secured by Design' lockable window latches in **Brass** effect and **Chrome** effect and a **White** finish.

'SECURED BY DESIGN'



Locking mechanisms manufactured to meet the high security standards of the UK Police initiative 'Secured by Design' (Approved Document Q compliant) are fitted as standard on the STORVIK timber window range and offered as an option for the Stormproof and Sliding Sash timber window ranges.



ALL HOWARTH TIMBER WINDOWS COME WITH A 5-YEAR IRONMONGERY GUARANTEE

All guarantees referred to in this brochure are subject to limitations and depend upon strict compliance with manufacturers' usage and maintenance instructions. These instructions are available on request.



IRON-MONGERY


NOTE: On the Stormproof and Sliding Sash window ranges 'Secured by Design' (S.B.D.) is offered as an option dependent on size and configuration of the window frame. For further details on which frames comply with S.B.D. please contact our Sales Office.

DOOR SETS AND **MAXVIEW** FURNITURE RANGE



CHROME EFFECT

BRASS EFFECT



POLISHED CHROME EFFECT



POLISHED BRASS EFFECT



BLACK

We offer a selection of door furniture ironmongery from a choice of handles, fixtures and fittings to added security options including security viewers and door chains to hinges all available in a range of finishes.

Our co-ordinated range adds character and high quality performance supported by our 5-year ironmongery guarantee. For further details of all our door furniture options please call our Sales Office on 0330 119 2332.

'URN' STYLE DOOR KNOCKERS

(Shown above) Available in **Chrome** effect and **Brass** effect.

DOOR HANDLES

(Shown below) The Howarth range of door handles are available in **Polished Chrome** effect as standard or in a choice of alternative finishes: **Polished Brass** effect, **Satin Chrome** effect, **Black** or **White** finishes are available at extra cost.

LETTER PLATE

(Shown above) Available in **Polished Chrome** and **Polished Brass** effect and **Black**.



ALL HOWARTH TIMBER DOOR SETS



HAVE HIGH SECURITY FITTED AS STANDARD

Howarth locking mechanisms are manufactured to meet the high security standards of the UK Police initiative 'Secured by Design' (Approved Document Q compliant).



ALL HOWARTH TIMBER WINDOWS COME WITH A 5-YEAR IRONMONGERY GUARANTEE

All guarantees referred to in this brochure are subject to limitations and depend upon strict compliance with manufacturers' usage and maintenance instructions. These instructions are available on request.



IRON-MONGERY



PLANT-ON BARS AND LEADING OPTIONS



JUST PLAIN GLASS



WITH 19mm PLANT-ON BARS

19mm or 28mm PLANT-ON BAR OPTIONS

If you're looking to add character to your home, this is an aesthetic option to consider.

Plant-on Bars together with Dummy Spacer Bars give the window the appearance of being constructed of small individual panes of glass.

Plant-on Bars are applied to both internal and external surface of the glass and are available in two widths of either 19mm or 28mm and are the same price.

Dummy Spacer Bars are positioned in-between the Plant-on Bars (shown below right).



PLANT-ON BARS
NO SPACER BARS



PLANT-ON BARS
WITH SPACER BARS



WITH 9mm DIAMOND LEAD



WITH 9mm SQUARE LEAD

LEADING OPTIONS

Leading gives your windows old world charm and is seen in period properties throughout the UK.

Leading is available in either 9mm or 12mm thicknesses applied to both sides of the external pane.

(Shown left) Square and Diamond patterns are available as standard.

For further details of alternative configurations please contact the Sales Office on 0330 119 2332.

NOTE: Both Plant-on Bars and Leading options are not available for the STORVIK^{SKT} Triple Glazed due to manufacturing constraints and limitations.

**OUR TECHNOLOGY
MEANS YOU CAN
ENJOY A WARM,
QUIETER, AND
COMFORTABLE HOME
AND SAVE MONEY
ON HEATING BILLS
BY REDUCING ENERGY
USAGE**

All our glazing is supplied by major manufacturers such as Pilkington Cervoglass. This gives assurance for important features such as thermal efficiency and acoustic properties.

Our windows help reduce energy usage, noise and pollution levels, and contribute to lower energy costs.

We utilise Pilkington **energiKare™** or an equivalent for all our double and triple glazing which reduces the amount of heat lost through windows, but also allows more heat (energy) from the sun to pass in through the glass. This effect is known as solar gain and provides year-round free beneficial effects.

This particular type of glazing features an optimised combination of glass, spacer bar and gas fill to achieve the best Window Energy Rating (WER) or U-value for each window.

PILKINGTON **energiKare™ RANGE Energy Efficient Glazing Benefits**

The result is improved energy and thermal efficiency, which saves on heating bills by reducing energy use. It is more effective than single or standard double glazing and is manufactured to the highest European quality standards.

PILKINGTON **Suncool™ ONE 60/40 Combines Solar Control and Thermal Insulation**

Helps to keep your home cooler in summer and warmer in winter. Ideal for Howarth **MAXIVIEW** Sliding Folding Doors and French Door Sets 365 days a year.

Highest standards and quality

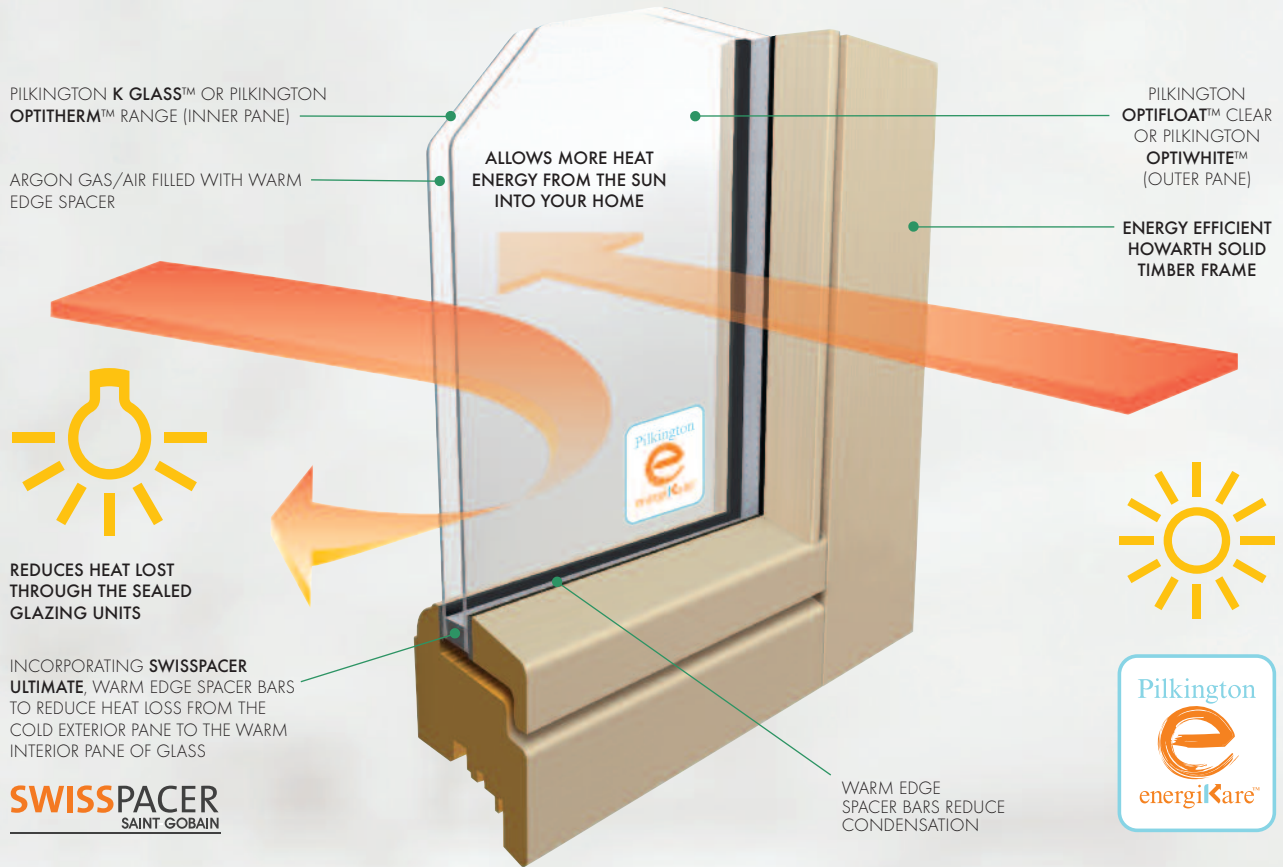
- **Made in the UK** to the highest quality standards from Pilkington, a brand you can trust.
- Pilkington **energiKare™** available on all Howarth timber windows and Pilkington **Suncool™** glass are available on all Howarth timber doors.

**ALL HOWARTH
WINDOWS AND DOORS
COME WITH A 10-YEAR
GUARANTEE ON ALL
SEALED GLAZING UNITS**


For further details or of alternative configurations please contact the Sales Office on
0330 119 2332.



PILKINGTON ENERGY EFFICIENT energiKare™ GLAZING



TRADITIONAL OPAQUE TO PATTERNED GLASS OPTIONS



CONTORA™



OAK™



FLORIELLE™



TAFFETA™




PELERINE™




CHANTILLY™



EVERGLADE™



MAYFLOWER™



MINSTER™

NOTE: Pilkington do not accept any liability for any reliance or interpretation placed on any statement or illustration shown here. In all glazing situations please seek suitable independent professional advice. Pilkington Textured Glass is a registered trademark of Pilkington.

We offer a wide range of glazing options from opaque to patterned glass with varying levels of obscuration (strength).

We also offer a range of acoustic glazing, please contact us to discuss your requirements for noise level reductions to enable us to specify the correct glazing configuration.

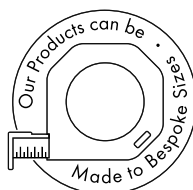
For further details of glazing options please contact the Sales Office on 0330 119 2332.

THE EASY COMPARISON GUIDE TO HOWARTH TIMBER WINDOWS



	STORVIK ^{SKD} DOUBLE GLAZED TIMBER WINDOW RANGE	STORVIK ^{SKT} TRIPLE GLAZED TIMBER WINDOW RANGE	STORMPROOF SIDE HUNG TIMBER WINDOW RANGE
 <p>KEY FEATURES</p>	 <p>A stylish, energy efficient and up-to-date, slim-profile, double glazed window design, popular for both conservation areas and city environments. A perfect choice for a warm and comfortable home.</p>	 <p>The STORVIK^{SKT} Flush Casement Triple Glazed includes all the benefits of the STORVIK^{SKD} Double Glazed PLUS greatly improved thermal performance and enhanced acoustic properties, to help reduce outside noise.</p>	 <p>Traditional styling and elegant design. This is our most flexible range for the creation of feature windows such as arches, triangles and combination frames.</p>
OPERATIONAL DETAIL	Slim profile flush casement, side and top hung	Slim profile flush casement, side and top hung	Standard casement, side hung
FRAME SECTION SIZE	108mm	108mm	69mm
SILL SIZES: FLUSH	108mm	108mm	69mm
STUB	144mm	144mm	105mm
STANDARD	194mm	194mm	155mm
EXTENDED	244mm	244mm	181 or 205 mm
GLAZING	Double -24mm Low-E insulating	Triple - 44mm Low-E insulating	Double 24mm Low-E Insulating
U-VALUES AS LOW AS	1.2 W/m ² K	0.8 W/m ² K	1.3 W/m ² K
ENERGY RATINGS	Up to A	Up to A	Up to A
ACOUSTIC PERFORMANCE	39dB _{Rw}	40dB _{Rw}	37dB _{Rw}
APPROVED DOCUMENT Q (SECURED BY DESIGN)	Yes	Yes	Yes
			









All Howarth Windows are manufactured in the UK using laminated redwood Nordic pine. All windows are manufactured to order and therefore **MADE TO MEASURE** sizes bespoke to your project can be readily accommodated.



Bays and feature frames are available in all ranges although the standard casement range provides the greatest flexibility for unique designs.

This table makes it easy to compare timber window products so that you can decide which meets the technical requirement for your project.

If you have any questions then please contact our Sales Office, we are here to help on: 0330 119 2332.

STORMPROOF TOP HUNG TIMBER WINDOW RANGE	SLIDING SASH CLASSIC TILT OPENING TIMBER WINDOW RANGE	SLIDING SASH TOWN & COUNTRY TIMBER WINDOW RANGE	SLIDING SASH LIFETIME EASY OPEN & CLOSE TIMBER WINDOW RANGE
 <p>Complementary to the Side Hung range, the Top Hung range provides the ability to create Sliding Sash lookalike through our Regency range. A very popular choice for those on a limited budget.</p>	 <p>Our original and popular Sliding Sash Classic Tilt Opening window with the built-in practicality to allow easy and safe cleaning from inside your home.</p>	 <p>Combines the aesthetics of a traditional cord connection with the advantages of a spring balance. An ideal choice for conservation areas, market towns and traditional look new homes.</p>	 <p>The range offers all the functionality of the Classic Tilt Opening and conforms to the Lifetime Homes Initiative Scheme. Its ease of opening and closing is designed to meet the existing and changing personal needs of residents.</p>
Standard casement, top hung	Spring balance with internal latches facilitating tilt inwards operation	Spring balance working with a traditional cord connection to the sashes	Patent Applied locking mechanism suitable for Lifetime Home compliance including tilt facility
69mm	157mm	157mm	157mm
69mm	157mm	157mm	157mm
105mm	N/A	N/A	N/A
155mm	171mm	171mm	171mm
181 or 205 mm	205mm	205mm	205mm
Double 24mm Low-E Insulating	Double 24mm Low-E insulating	Double 24mm Low-E insulating	Double 24mm Low-E insulating
1.3 W/m ² K	1.4 W/m ² K	1.4 W/m ² K	1.4 W/m ² K
Up to A	Up to A	Up to A	Up to A
37dBRw	34dBRw	Not Declared	34dBRw
Yes	Yes	Coming soon	Yes
			


We offer a range of cill dimensions to suit different configurations of architectural design. As a quick guide, flush or stub cills are normally used where a concrete/stone surround forms the window opening. Our standard cill detail is normally to suit brickwork opening.

We also offer extended cills for use where either the window is set in a check reveal design or is required to accommodate an external render or clad finish to the property.

SUPER INSULATING, EASY-FIT, VERSATILE CAVITY CLOSERS



Braced Cavity Closure provides a template for brickwork.




Showing how 75mm Cavity Closure fits in-between the brick and block work.


Cavalok Cavity Closers are an all-in-one, innovative, easily fitted product providing a rigid bricklaying template, window acceptor, damp-proof course with a built-in thermal break to prevent heat loss.

Howarth assemble the window Cavity Closers with tough moulded corner connectors for extra strength and they are compatible with all Howarth timber window and door ranges.

NOTE: for further details please call our Sales Office on: 0330 119 2332.



100mm **Standard** Cavity Closure.



125mm **BigBlok** Cavity Closure.

WIDE RANGE OF SIZES

Cavalok cavity closers are available in a wide range of sizes from 75mm to 300mm wide, catering for every type of building and conforming to the latest building regulations. Two types of Cavity Closers as follows:

Cavalok **Standard** Cavity Closers - insulated closer for 75mm-100mm cavity walls.

Cavalok **BigBlok** Cavity Closers - insulated closer for buildings with wider cavities, from 125mm to 300mm wide.

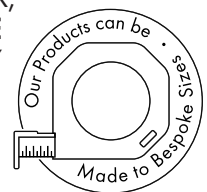
NOTE: To order the correct Cavity Closure for your requirements you will need to measure the width of the gap between the brick and block work.



Photograph showing the Cavalok moulded corner connector for extra reinforcement and strength.

CAVALOK CAVITY CLOSURES TO FIT BRICK WORK CAVITIES FROM 75mm TO 300mm

ASSEMBLED BY HOWARTH TO FIT OUR TIMBER WINDOWS PERFECTLY, MAKING BUILDING-IN EASIER AND QUICKER, **SAVING TIME AND MONEY**



(Below) sequence illustrating how the Cavity Closers work, as a brick template and providing a perfect fit for your window.



HELP US TO PROVIDE AN ACCURATE QUOTATION

QUOTATIONS

So that we can process enquiries quickly and efficiently and return an accurate quotation please provide the following information where possible.

- Full company/personal contact details.
- Site address and information (VITAL).
- Full up to date detailed drawings (including plans and elevations).
- Window schedule showing window references, location, sizes and location of escape windows. If possible, use the correct window coding, explained on this page.
- Full window specification including:
 - Window style.
 - Hinge type.
 - Required colour of finish.
 - Handle type.
 - Locking mechanism type.
 - Glazing requirements.

WINDOW CODING

We offer various window ranges in both side and top hung casements, various bar configurations and finishing options. Throughout the main catalogue (available on request or download from our website) we have used industry standard coding, however, these standard codes will not be represented on our quotations. All window styles quoted will be represented by graphics on the quotation similar to the quotation example shown below.



VENTILATION CALCULATIONS

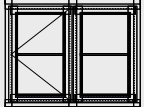
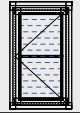
If ventilation calculations are required some additional information is required.

- Type of ventilation calculations required (background ventilation or rapid ventilation).
- Full up to date floor plans showing floor areas.
- Type of ventilation system proposed.
- Information on any additional ventilation mechanisms to be used.

INSTALLATION SERVICE

Over many years, we have fitted substantial quantities of our own frames and have an established network of proven and experienced fitting teams, working to strict procedures and to the highest standards.

Please contact the Sales Office for more information on 0330 119 2332.

Item No:	1	Dimensions:	1200 mm Wd x 1050 mm Ht	Frame Code:	SKD 1200X1050	Plot Ref:	PLOT 1		
Quantity:	1	Finish:	White RAL-9010	Room:	KITCHEN				
Weight:	41.73 Kg	Bar Type:	19mm Plant On	Window No:	W1				
Comments:									
Glass:	LE Double Glazed (4mm Low E Clear/Argon Gas/4mm Clear Eco)				Pattern:	None			
Spacer:	Silver Standard	Gas Fill:	Argon	Internal Bar:	13mm Duplex for 19mm Bars		Leading:	Not Req.	
Glass Comments								Price Each: £0.00 Price Total: £0.00	
Quote Item No:	2	100mm Cavity Closer	1,205 mm Wd x 1,050 mm Ht					Price Each: £0.00 Price Total: £0.00	
Cavity Closer	100mm	Night Vents	8000mm White	Handle Colour	Chrome	Glazing Type	DOUBLE GLAZED	Handle Type	Locking
Hinge Type	Reflex	Head Drip	Required	Locking Mechanism	Secure By Design	Sill Type	Standard 194mm	Weather Seal Colour	White
Item No:	3	Dimensions:	630 mm Wd x 1200 mm Ht	Frame Code:	SKD 630X1200	Plot Ref:	PLOT 1		
Quantity:	1	Finish:	White RAL-9010	Room:	W.C.				
Weight:	24.63 Kg	Bar Type:	19mm Plant On	Window No:	W2				
Comments:									
Glass:	LE Double Glazed (4mm Low E Clear/Argon Gas/4mm Sola Obscure)				Pattern:	Bark			
Spacer:	Silver Standard	Gas Fill:	Argon	Internal Bar:	13mm Duplex for 19mm Bars		Leading:	Not Req.	
Glass Comments								Price Each: £0.00 Price Total: £0.00	
Quote Item No:	4	100mm Cavity Closer	636 mm Wd x 1,200 mm Ht					Price Each: £0.00 Price Total: £0.00	
Cavity Closer	100mm	Night Vents	4000mm White	Handle Colour	Chrome	Glazing Type	DOUBLE GLAZED	Handle Type	Locking
Hinge Type	Reflex	Head Drip	Required	Locking Mechanism	Secure By Design	Sill Type	Standard 194mm	Weather Seal Colour	White
Additional Items									
Item No:	Customer Ref:	Description:	Comments:	Qty:	Price Each:	Price Total:			
5		BRICK TIES	Brick Ties are supplied Free Of Charge with Cavity Closers. Ref Quote: 00000	52	£0.00	£0.00			
6		FIXING CLEATS	Fixing supplied free for all Frames purchased with our Cavity Closers. Ref Quote: 00000	14	£0.00	£0.00			

QUOTE TOTAL: £0.00

P.O No: _____ Print Name: _____ Signed: _____ Date: DD . MM . YY

The prices on this quotation are exclusive of VAT.

Please sign and return if this quotation meets your requirements.

If you require your order to go into the next available production week please return signed quotation before the close of business Friday.



**HOWARTH TIMBER
WINDOWS & DOORS**

innovative products. sustainable solutions

CONTACT DETAILS

Howarth Timber Windows & Doors Ltd
Lincoln Castle Way, New Holland
North Lincolnshire DN19 7AT

FOR ALL ENQUIRIES

Please contact the
Howarth Timber Windows
& Doors Sales Office on:
0330 119 2332

Enquiries: **0330 119 2332**
Orders: **0330 119 2354**
Technical & After Sales: **0330 119 2366**
Transport: **0330 119 2340**
STD Number: **01469 530577**

Email: windows@howarth-timber.co.uk

Website: www.howarth-windows.co.uk

Find us on:
LinkedIn

Find us on:
twitter
[@HowarthWindows](https://twitter.com/HowarthWindows)



**Based in New Holland,
North Lincolnshire, dedicated
to providing high quality
timber windows and doors.**

Our reputation as a centre of excellence in timber window and door production is closely linked to our location on a 70 acre site (shown left) which integrates manufacturing and port facilities on the south bank of the Humber Estuary.

53,820 ft² EXTENSION

The extension to our 150,000 ft² manufacturing centre opened on schedule in 2016 to house our state of the art paint and final assembly processes.

A PROUD HERITAGE

As part of the Howarth Group we have a solid history of success. In 2015 the Group celebrated its 175th birthday and the year also marked 30 years of manufacturing in North Lincolnshire.

Howarth Timber Windows & Doors operate within this site and specialise in producing high quality engineered timber windows and doors specifically for the UK market.

The New Holland site is an exceptional success story. Building on our heritage with ongoing investment, we're looking to further develop our facilities to maintain our position as a leading UK manufacturer.